

## Inpatient Dashboard - Medicaid Adults (18+)

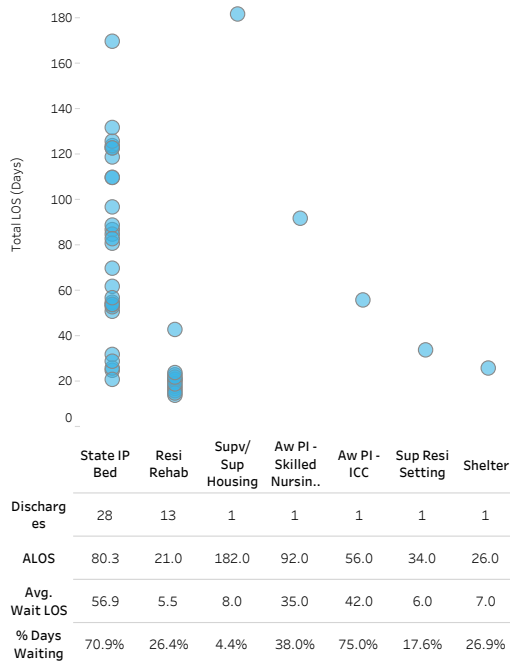
### Inpatient Psych Discharges Awaiting Placement

Includes discharges from All Providers from 4/1/2022 to 6/30/2022

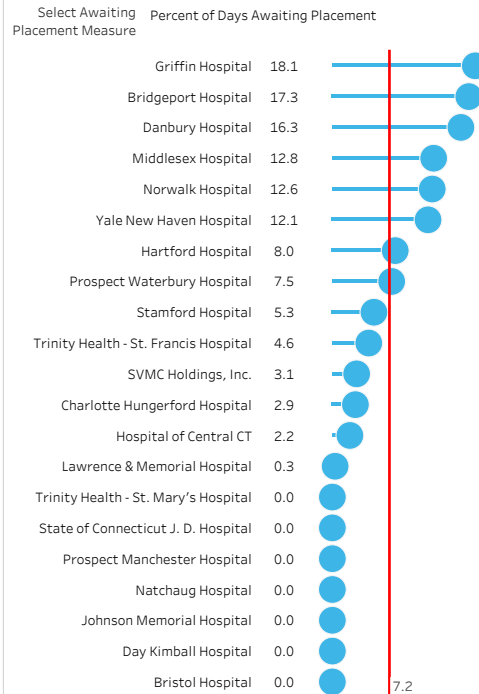


Total Discharges	# Awaited Placement	% Awaiting Placement	% Days Waiting	Avg. Total LOS	Avg. Wait LOS	Avg. Acute LOS	Avg. Adjusted LOS Diff
2,197	46	2.1%	7.2%	11.1	38.3	10.3	0.8

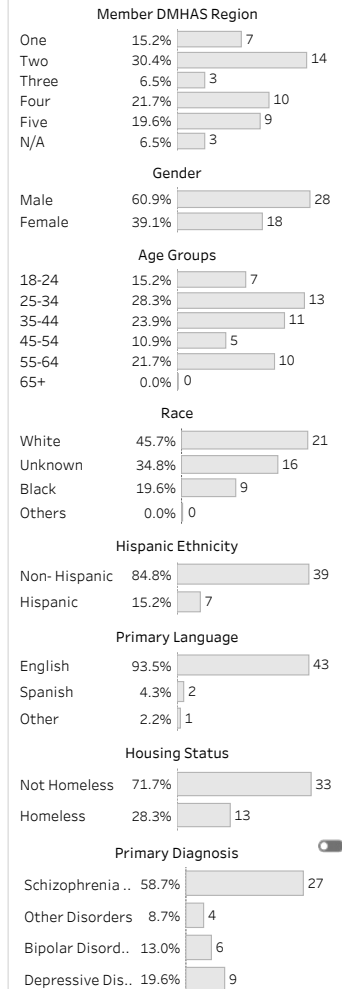
Episode-Level Length of Stay (LOS) Analysis  
for Members Awaiting Placement



Percent of Days Awaiting Placement by Provider

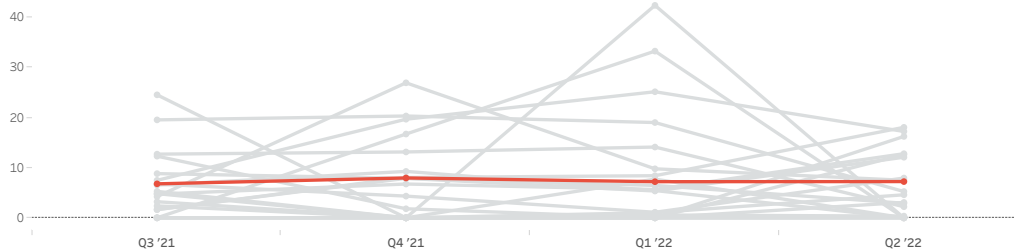


Awaiting Placement Demographics



Percent of Days Awaiting Placement by Quarter

• All Providers | • Selected Provider(s) | • Unselected Provider(s)



Data last updated: 1/3/2023

## Inpatient Dashboard - Medicaid Adults (18+)

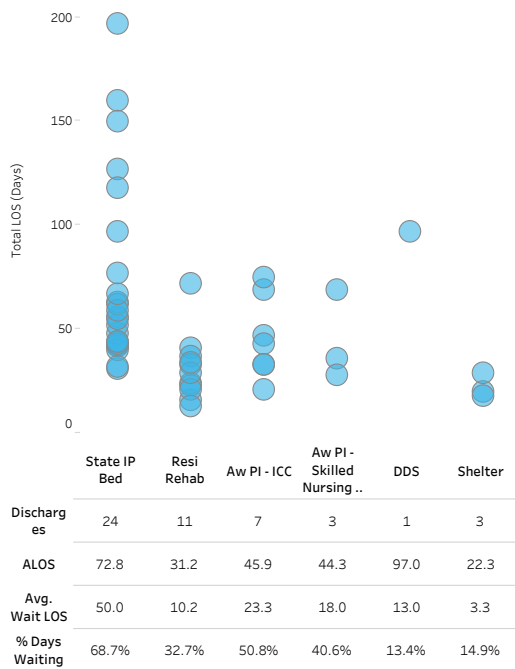
### Inpatient Psych Discharges Awaiting Placement

Includes discharges from All Providers from 7/1/2022 to 9/30/2022

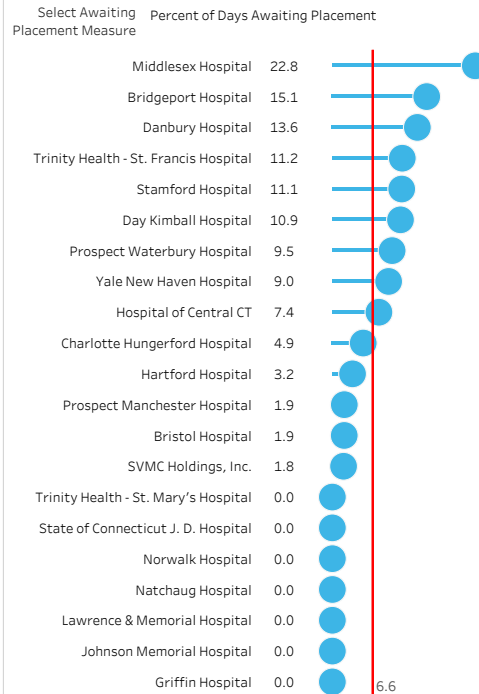


Total Discharges	# Awaiting Placement	% Awaiting Placement	% Days Waiting	Avg. Total LOS	Avg. Wait LOS	Avg. Acute LOS	Avg. Adjusted LOS Diff
2,133	49	2.3%	6.6%	11.0	31.1	10.3	0.7

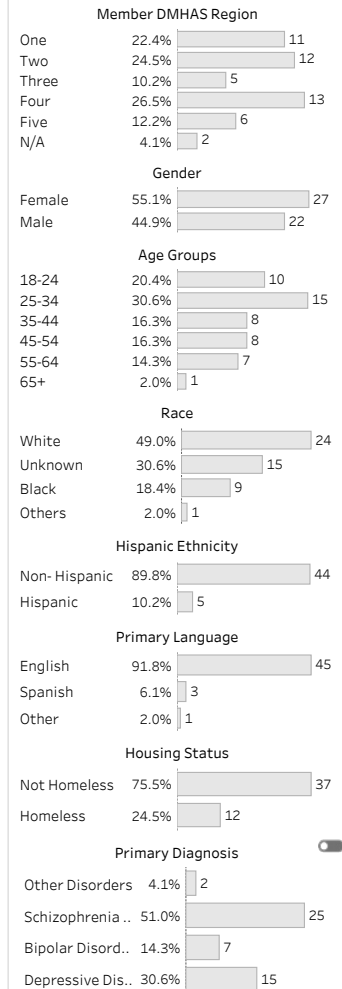
Episode-Level Length of Stay (LOS) Analysis  
for Members Awaiting Placement



Percent of Days Awaiting Placement by Provider

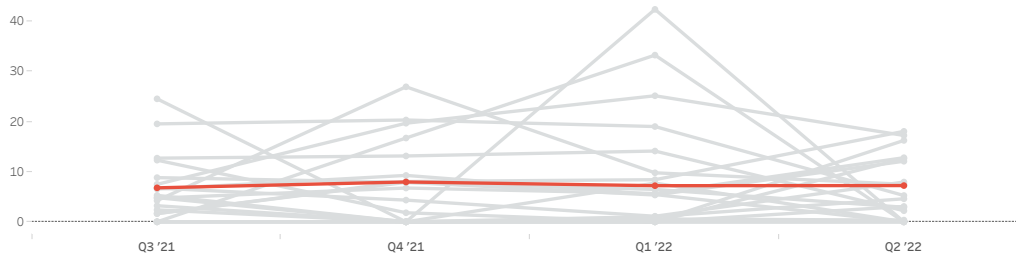


Awaiting Placement Demographics



Percent of Days Awaiting Placement by Quarter

• All Providers | • Selected Provider(s) | • Unselected Provider(s)



Data last updated: 1/3/2023